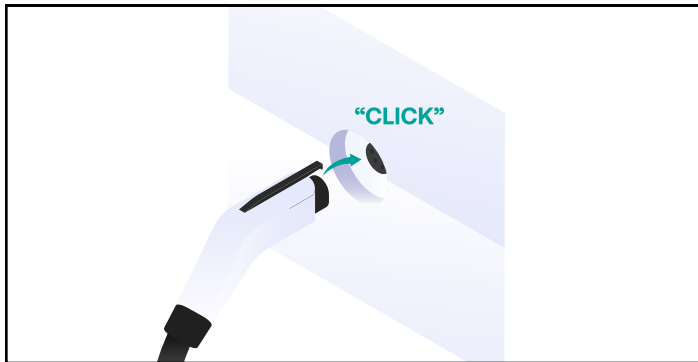



# EverCharge Charge Station Operation





01 Push charge connector into the vehicle's charge port.



02 Tap EverCharge member card on the charge station.



03 Lights on charge station indicate charging status.

CHARGING STATUS	
 Ready	 Pending
 Charging	 Contact Us

04 Vehicle will **automatically** stop charging when it is fully charged.



05 To manually stop charging, disconnect the connector.

